

➤ USE OF Bluebeep Child GUARDIAN®

- When you first install **Bluebeep Child GUARDIAN®**, initialize it in accordance with the Bluebeep Guardian Application user guide. www.blue-beep.com.

Bluebeep Child GUARDIAN® is designed to go into sleep mode if no event is detected. To wake it up, see it on your smartphone, and activate the monitoring, you should shake it slightly. This awakening is performed naturally at the child's installation..

If the distance between the smartphone and the child is approximately 50 feet, depending on the nature of the wall partitions, The **Bluebeep GUARDIAN®** application will sound a reminder alerting you, if the baby is too far. This reminder is

When using on board an aircraft : remove the **Bluebeep Child GUARDIAN®** battery.

To comply with the FAA Electronic Device Regulations, the battery must be removed before take-off.

Note: after landing, put the battery back in place.

LIMITED WARRANTY

Bluebeep warrants this product (including accessories) to the original user ("Buyer") to be free from defects in materials Or manufacture for a period of 1 year from the date of original purchase of this product or, as the case may be, over the legal period of the national regulations. The sole responsibility of Bluebeep under the terms of this limited express warranty is to repair or replace, at its discretion, any product that will be deemed to be defective and that will be determined by Bluebeep to be covered under the terms of this guarantee.

Repair or replacement under the terms of this warranty is the sole remedy of the buyer. Proof of Purchase in the form of an invoice or contract of sale, proving that the Product is still under the warranty period, shall be provided to obtain warranty service. This limited express warranty is granted EXCLUSIVELY by Bluebeep to the original purchaser of this Product and cannot be assigned or transferred to subsequent purchasers or users of this product. For warranty service, contact your dealer or log on to www.blue-beep.com.

Except to the extent prohibited by applicable law, any implied warranty of merchantability or fitness for a particular purpose of this product is totally excluded. Bluebeep will not be responsible for any incidental, indirect, special, or consequential damages or punitive damages of any kind for breach of the express limited warranty on this product, or any warranty implied by operation of the law. Other than the express limited warranty set forth above, there are no other warranties that accompany this product and any oral, written or any other express representation of any kind is hereby disclaimed.



This symbol indicates that you must follow the instructions for use



This sign indicates that this product must not be scrapped with household waste as specified in the Directive European Union WEEE 2002/96 / EC & EN50419 and that it was placed on the market after August 13, 2005.

For more information on the appropriate treatment of this material, if it is to be recycled or entrusted to a collection point

bluebeep ➤
WE CARE • WE CONNECT

BLUEBEEP SAS, ZI LES BOULAIES, MALE, 61260 VAL AU PERCHE, FRANCE

Child GUARDIAN®

➔ INSTALLATION INSTRUCTIONS

➤ GENERAL INFORMATIONS Bluebeep Child GUARDIAN®

Initialize your **GUARDIAN® Bluebeep Child Guardian** according to the application's user guide **Bluebeep Child GUARDIAN®**.

Bluebeep Child GUARDIAN® will then be ready to inform you continuously.

Use of Batteries :

- **BLUEBEEP CHILD GUARDIAN®** is powered by one CR2450 battery.
The application **BLUEBEEP GUARDIAN®** informs you of the condition of the batteries. As soon as the worn-out pictogram appears, you will have to replace them.
- The useful life of the batteries under normal use is estimated to be approximately 4 months.

➤ TECHNOLOGY Bluebeep Child GUARDIAN®

Questions ? Comments ? Visit our website : www.blue-beep.com.

FCC Certified - Model: Guardian HC, FCC ID: in progress

This device complies with Part 15 of the FCC Rules. Operation is subject to the following two conditions: (1) This device may not cause harmful interference, and (2) this device must accept any other interference received, including interference that may cause undesired operation. Changes or modifications to this unit without the approval of the third party responsible for compliance may cancel the authorization of the user to use this equipment.

Certified by Industry Canada (IC) - Model: Guardian HC, IC ID: in progress

This device complies with Industry Canada's non-licensing RSS standards.

Operation is subject to the following two conditions: (1) this device may not cause harmful interference and (2) this device must accept any other interference, including interference that may cause undesired operation not wanted.


➤ WARNINGS

- 1- Do not ingest battery, risk of chemical burn.
- 2- This product contains batteries. If swallowed, the battery may cause severe internal burns in just 2 hours, which can be fatal.
- 3- Keep new and used batteries out of the reach of children. If the battery compartment does not close securely, do not use the product and keep it out of the reach of children. In case of suspected ingestion of an accumulator or introduction into any part of the body, immediately seek medical advice.
- 4- CAUTION RISK OF EXPLOSION IF THE BATTERY IS REPLACED BY A TYPE BATTERY INCORRECT. DISPOSE OF USED BATTERIES IN ACCORDANCE WITH THESE INSTRUCTIONS

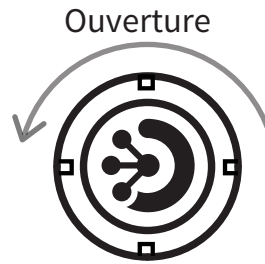
bluebeep ➤
WE CARE • WE CONNECT

PIECES PROVIDED:

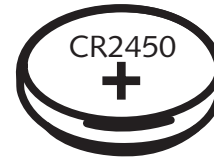
ELECTRONIC MODULE :




Box



Battery Cover



Battery



Ring

⇒ INSTALLATION OF Bluebeep Child GUARDIAN®

- Open the battery cover.
- Insert the battery in the right position.
- Lose the battery cover